

- Go to [wvlearns.k12.wv.us/d2l/home](http://wvlearns.k12.wv.us/d2l/home)
- Enter your username and password



**Welcome to the KCS Virtual Program!**

# INTRODUCTIONS

## Virtual Specialist

- Mrs. Carter

## Virtual Coaches

- Mrs. Dameron
- Mrs. Hall
- Mrs. Johnson
- Mrs. Still

Kanawha County Schools  
Virtual Program  
304-348-7738  
Contact Information

Valery Harper, Ed.D.  
Executive Director  
[vharper@mail.kana.k12.wv.us](mailto:vharper@mail.kana.k12.wv.us)

Stephanie Carter  
Virtual Specialist  
[slcarter@mail.kana.k12.wv.us](mailto:slcarter@mail.kana.k12.wv.us)

George Washington Feeder  
Alum Creek Elementary  
Holz Elementary  
Kenna Elementary  
Overbrook Elementary  
Ruthlawn Elementary  
Weberwood Elementary  
John Adams Middle School  
George Washington High School

Nitro High Feeder  
Cross Lanes Elementary  
Nitro Elementary  
Pt. Harmony Elementary  
Andrew Jackson Middle School  
Nitro High School

Capital Feeder  
Chamberlain Elementary  
Edgewood Elementary  
Grandview Elementary  
Kanawha City Elementary  
Mary C. Snow Elementary  
Piedmont Elementary  
Ruffner Elementary  
Shoals Elementary  
Horace Mann Middle School  
Westside Middle School  
Capital High School

St. Albans Feeder  
Hayes Middle School  
McKinley Middle School  
St. Albans High School

ELEARNING OR

VIRTUAL?

We want and need you to be sure!

# IPADS




# WELCOME!

These will be the apps you will need to download to get started.

First, find “manager”

- Microsoft Outlook
- Google Chrome
- Microsoft Teams



\*\*Microsoft Apps- log in using the student email and password.

# HOME ACCESS BUTTON

- The purpose
- Must select this icon and log in every time

A dark grey rectangular form with a blue border. At the top center, there is a blue icon of a globe with a smartphone in front of it. Below the icon, the text "Login to browse the internet" is written in white. At the bottom, there are three input fields: "Username" and "Password" are white boxes with blue borders, and "Authenticate" is a solid blue button with white text.

# THE PLATFORM

Let's get started:

- Go to [wvlearns.k12.wv.us/d2l/home](https://wvlearns.k12.wv.us/d2l/home)
- Enter your username and password

Once in, go ahead and explore while I make sure everyone can log in.

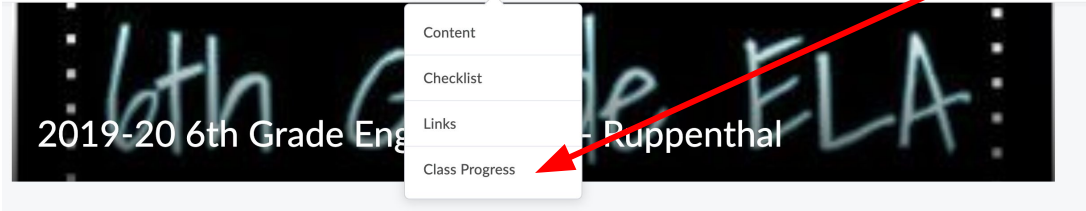
My Courses ▾

All

- 2019-20 English 09 Part 1 - Craig (26)
- 2019-20 World History Part 1 - Warbel (25)
- 2019-20 Music Appreciation Part 1 - Albright (99+)
- 2019-20 Earth Space Science Part 1 - Craven (11)
- 2019-20 Algebra 1 Part 1 - P Brown (24)

[View All Courses \(5\)](#)

# PARENT LOOK FORS:



## Progress Summary

### Grades

Final grade not released



Grades Received: 51 ▶

### Content

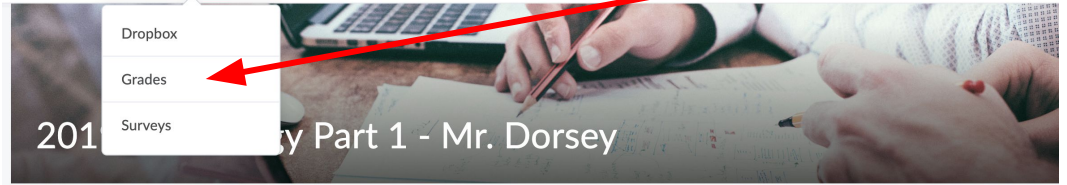
Topics Visited    Total Visits    Time Spent  
 95 / 131    235    0d 8h 13m 35s



Topics Visited: 95 ▶



# PARENT LOOK FORS:



Grade Item	Points	Grade	Feedback
Final Grade to Transcript	0 / 100	0 %	
Midterm Grade to Date		87.38 %	
Final Grade to Date		59.24 %	
Orientation		94 %	
Orientation: Introduce Yourself Dropbox	5 / 5	100 %	Welcome to our class. Follow all directions and answer all questions for maximum points. This assignment has no content...redo
Orientation Pace Dropbox	10 / 10	100 %	This pacing guide needs to end before Dec 10, so you can start the second semester in January. Re-do
Orientation Plagiarism Discussion	5 / 5	100 %	
Orientation Quiz	3.5 / 5	70 %	
Unit 1		84.44 %	
Unit 1 Text Questions Dropbox	10 / 10	100 %	

# KCS VIRTUAL WEBSITE


Go to:

[virtual.kana.k12.wv.us](https://virtual.kana.k12.wv.us)



# BINDERS

- Each unit has a checklist.
- Take pictures of your assignment and then keep in your binder.
- If you visit the lab or tutoring, please bring your binder.
- K-2 - Binder includes supplemental activities
- 3-5 - Only required activities are included in the binder



It is important to know what is the required activity that follows each lesson!

# SCHEDULE EXAMPLE

**Monday** : Language Arts

**Tuesday**: Math

**Wednesday**: Science

**Thursday**: Social Studies

**Friday**: Music


	Language Arts	Math	Science	Social Studies
<b>Week 1</b>	7.00 Module Seven Pretest 7.01 Compare & Contrast: On the Oregon Trail 7.02 Theme: On the Oregon Trail	9.00 Module Nine Pretest 9.01 Fraction Cove 9.02 Fraction Cove Beach 9.03 Inverting the Problem	08.00 Module Eight Pretest 08.01 What makes up a galaxy? 08.02 The Solar System	Orientation: Introduce Yourself Dropbox Orientation Pace Dropbox Orientation Plagiarism Discussion Orientation Quiz
<b>Week 2</b>	7.03 Chapters in Stories: On the Oregon Trail 7.04 Point of View: On the Oregon Trail 7.05 Module Seven Review & DBA	9.04 Sharing by Fractions 9.05 Sharing Fractions 9.06 Resolving with Reciprocals	08.03 The Sun, Stars, and Patterns 08.04 Characteristics of Planets 08.05 Inner and Outer Planets	04.05 The Declaration of Independence 04.06 War Continues
<b>Week 3</b>	7.06 Module Seven Assessment 8.00 Module Eight Pretest 8.01 Quote: The Rainy Rain Forest	9.07 Fraction Cove Problems 9.08 Module Nine Review and Reflection 9.09 Module Nine Assessment	08.06 Module Eight Review and DBA 08.07 Module Eight Assessment 09.00 Module Nine Pretest	04.07 War Ends 04.08 Effects of the War

# TEAMS MEETINGS

Students will meet with their virtual teachers once a week. It is a best practice to schedule a standing, weekly meeting with the teacher. However, the teachers are flexible.

Use your @stu.k12.wv.us email and password to sign in to the app.

These meetings are mandatory.



# VIRTUAL HANDBOOK: PLEASE SIGN THE AGREEMENT FORM

- Making Progress
- Grades
- Withdrawing from a course timeline
- Tutoring
  - Math - Monday 5:00 - 7:00 Virtually
  - Math - Thursday 5:00 - 7:00 at the Board
  - Begins September 14th
- Open Lab on Wednesdays and Fridays, you must sign-up
  - Begins September 14th
- Promotion to next grade level
- Field Trips



# INTERVENTIONS

- Email Alerts
- Meeting
- Mandatory Crede Lab Time
- Removal



# BEST PRACTICES TO BE SUCCESSFUL

- Make a plan
- Ask your child questions
- Think and Read, don't just click through it.
- Create a calendar or schedule
- **Submitting Assignments is Key.**
- Follow the schedule
- Communicate
- Parental Oversight
- Regularly Check your Emails





# NOTECARD



# METHOD OF LEAVING

A member of the virtual team will:

1. Come to your row when distance is ensured and notify you it is safe to exit.
2. Return the pen in the box on the cart so we may disinfect
3. Place the agreement form on the cart
4. Return the iPad to the cart

Please leave the building immediately and do not congregate in the hallway. Your safety is important to us as well as the next orientation group.

# QUESTIONS?



If you have a specific question about your child, then please email your designated virtual representative after you leave. We will not be available to answer or help you in-person today.